

KGRA25

Griglie di ripresa ad alette fisse



Distribuzione

Comfort ad alta
efficienza energetica



Prodotto

KGRA25

Impiego

A parete, in ripresa

Costruzione

Alluminio anodizzato o bianco RAL 9016

CAPITOLATO

Griglie di ripresa ad alette fisse
inclinate di 45° passo 25 mm

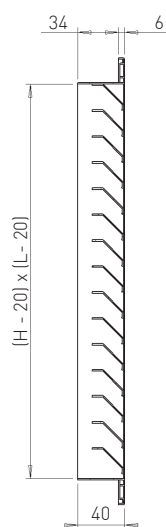

FISSAGGIO

Standard con clips (con viti su
richiesta)

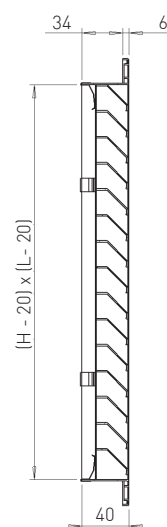
ACCESSORI

KSEL serranda di taratura a
contrasto
KCTC controtelaio di montaggio
PBOS/PBOI plenum isolato/non
isolato
R rete antivolatile

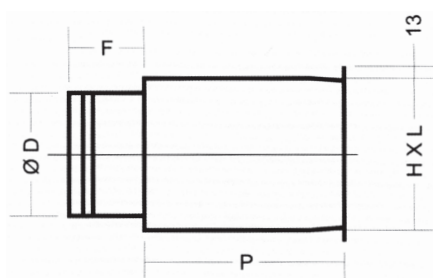
DISEGNI



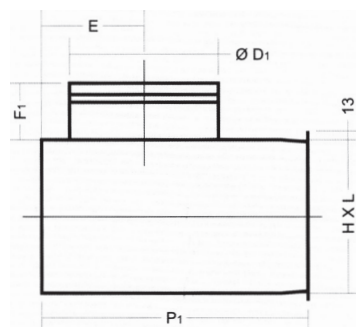
KGRA25



KGRA25 + R



PBOS-PBOI PLENUM CON COLLARINO ORIZZONTALE



PBVS-PBVI PLENUM CON COLLARINO VERTICALE

KGRA25

Griglie di ripresa ad alette fisse

TABELLA DI SELEZIONE

KGRA25 Modello	A _k m ²	Q [m ³ /h]		L _{WA} [dB(A)]		Dpt [Pa]	
		min	max	min	max	min	max
KGRA 200x100	0,0101	50	120	-	25	5	30
KGRA 300x100	0,0157	70	180	-	27	5	30
KGRA 400x100	0,0213	100	240	-	28	5	30
KGRA 500x100	0,0269	120	310	-	30	5	30
KGRA 600x100	0,0325	150	370	-	31	5	30
KGRA 800x100	0,0437	200	500	-	33	5	30
KGRA 1000x100	0,0548	250	620	-	34	5	30
KGRA 1200x100	0,0660	310	750	-	35	5	30
KGRA 200x150	0,0164	80	190	-	27	5	30
KGRA 300x150	0,0255	120	290	-	30	5	30
KGRA 400x150	0,0346	160	390	-	31	5	30
KGRA 500x150	0,0437	200	500	-	33	5	30
KGRA 600x150	0,0528	250	600	-	34	5	30
KGRA 800x150	0,0709	330	810	-	35	5	30
KGRA 1000x150	0,0891	410	1010	-	36	5	30
KGRA 1200x150	0,1073	500	1220	20	38	5	30
KGRA 200x200	0,0227	110	260	-	29	5	30
KGRA 300x200	0,0353	160	400	-	31	5	30
KGRA 400x200	0,0478	220	540	-	33	5	30
KGRA 500x200	0,0604	280	690	-	34	5	30
KGRA 600x200	0,0730	340	830	-	35	5	30
KGRA 800x200	0,0982	460	1120	-	37	5	30
KGRA 1000x200	0,1234	570	1400	21	38	5	30
KGRA 1200x200	0,1486	690	1690	22	39	5	30
KGRA 200x300	0,0352	160	400	-	31	5	30
KGRA 300x300	0,0548	250	620	-	34	5	30
KGRA 400x300	0,0744	350	850	-	36	5	30
KGRA 500x300	0,0940	440	1070	-	37	5	30
KGRA 600x300	0,1136	530	1290	21	38	5	30
KGRA 800x300	0,1528	710	1740	22	40	5	30
KGRA 1000x300	0,1920	890	2190	23	41	5	30
KGRA 1200x300	0,2312	1070	2630	24	42	5	30
KGRA 200x400	0,0478	220	540	-	33	5	30
KGRA 300x400	0,0744	350	850	-	36	5	30
KGRA 400x400	0,1010	470	1150	-	37	5	30
KGRA 500x400	0,1276	590	1450	21	38	5	30
KGRA 600x400	0,1542	720	1750	22	39	5	30
KGRA 800x400	0,2073	960	2360	24	41	5	30
KGRA 1000x400	0,2605	1210	2970	25	42	5	30
KGRA 1200x400	0,3137	1460	3570	26	43	5	30
KGRA 200x500	0,0603	280	690	-	34	5	30




KGRA25 Modello	A _k m ²	Q [m ³ /h]		L _{WA} [dB(A)]		Dpt [Pa]	
		min	max	min	max	min	max
KGRA 300x500	0,0939	440	1070	-	37	5	30
KGRA 400x500	0,1275	590	1450	21	38	5	30
KGRA 500x500	0,1611	750	1830	23	40	5	30
KGRA 600x500	0,1947	900	2220	23	41	5	30
KGRA 800x500	0,2619	1220	2980	25	42	5	30
KGRA 1000x500	0,3291	1530	3750	26	44	5	30
KGRA 1200x500	0,3963	1840	4510	27	45	5	30
KGRA 200x600	0,0729	340	830	-	35	5	30
KGRA 300x600	0,1135	530	1290	21	38	5	30
KGRA 400x600	0,1541	720	1750	22	40	5	30
KGRA 500x600	0,1947	900	2220	23	41	5	30
KGRA 600x600	0,2353	1090	2680	25	42	5	30
KGRA 800x600	0,3165	1470	3600	26	44	5	30
KGRA 1000x600	0,3977	1850	4530	28	45	5	30
KGRA 1200x600	0,4789	2230	5450	29	46	5	30
KGRA 200x800	0,0980	460	1120	-	37	5	30
KGRA 300x800	0,1526	710	1740	22	40	5	30
KGRA 400x800	0,2072	960	2360	24	41	5	30
KGRA 500x800	0,2618	1220	2980	25	42	5	30
KGRA 600x800	0,3164	1470	3600	26	44	5	30
KGRA 800x800	0,4256	1980	4850	28	45	5	30
KGRA 1000x800	0,5348	2490	6090	29	46	5	30
KGRA 1200x800	0,6440	2990	7330	30	47	5	30
KGRA 595x595	0,1957	910	2230	24	41	5	30

KGRA25

Griglie di ripresa ad alette fisse

DIAGRAMMA DI SCELTA RAPIDA



Esecuzioni su richiesta:

- Griglia completa di tegolo antipioggia (TEG) + 5% di aumento
- Rete antivolatile + 6%