COMISA®
QUALITY COMES FIRST

UG185222



RACCORDI FILETTATI
THREADED FITTINGS

IT EN

RACCORDI FILETTATI
THREADED FITTINGS

ACQUA POTABILE *POTABLE WATER* | IDRAULICA *HYDRAULIC* | ARIA *AIR* | RADIATORE *RADIATOR*

- Raccordi filettati per tubo ferro per la realizzazione di impianti idrotermosanitari nell'impiantistica civile, industriale e di condizionamento.
- *Threaded fittings for iron pipe for the realization of plumbing and heating systems, in civil, industrial and conditioning installations.*

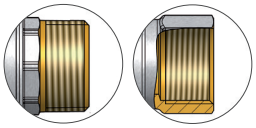

ISO 228

- **Temperatura limite d'esercizio**
  Operating temperature limit

- 20°C + 120°C

In assenza di ghiaccio / *In the absence of ice*

- **Pressione massima di esercizio**
  Max pressure

3/8" ÷ 1/2"	= 50 bar
3/4" ÷ 1"	= 40 bar
1 1/4" ÷ 1 1/2"	= 30 bar
2"	= 25 bar

- Raccordi stampati in ottone CW617N conforme a EN 12165, con finitura sabbiata.
- Raccordi ricavati da barra in ottone CW614N conforme a EN 12164, con finitura lucida; i prodotti con filetto Femmina, dopo la lavorazione, sono sottoposti a trattamento termico di distensione per eliminare le tensioni interne al fine di prevenire l'insorgere di fratture di tensocorrosione.
- Adeguata lunghezza dei filetti a garanzia di congiunzioni ottimali.
- Filetto maschio con zigrino per migliorare l'adesione dei materiali sigillanti.
- Disponibili in versione nichelata per migliorare la protezione contro gli agenti atmosferici.
- Disponibili in versione cromata quando l'aspetto estetico diventa un requisito.
- Compatibili con tubo in acciaio conforme a ISO 65 e EN 10255.
- Ottone conforme a: DIN 50930-6; D.M.174; Direttiva 2011/65/EC (ROHS II).

- *Hot molded brass CW617N EN 12165 fittings, sandblasted finish.*
- *Fittings from brass bar CW614N EN 12164, polished finish. The products with female thread, after processing, are subject to stress relieving treatment to eliminate the internal tensions in order to prevent the occurrence of stress corrosion fractures.*
- *Adequate length of thread to guarantee optimal couplings.*
- *Knurled male threads to improve the adhesion of sealing materials.*
- *Available in nickel plated version for greater protection against atmospheric agents.*
- *Available in chrome finish when appearance becomes a requirement.*
- *Compatible with steel pipe conforming to ISO 65 and EN 10255.*
- *Brass conforms to: DIN 50930-6; D.M.174; Directive 2011/65 / EC (ROHS II)*

Mod. 71 - Rev. 00 - 2016/03 - Raccordi Filettati

- **Certificazioni** / *Certifications*

F

RoHS COMPLIANT

PL

PUBLICAE AUGENDAE SANITATI PZH Założony w 1918 r

- Materiali
- *Material*

OTTONE/*BRASS* CW 617 N

STAMPAGGIO A CALDO / *HOT MOLDING*

OTTONE/*BRASS* CW 614 N



LAVORAZIONE TRANSFER DA BARRA / *TRANSFER MACHINING FROM BAR*

In ottemperanza al regolamento 1907/2006 REACH (Regulation on Registration, Evaluation, Authorisation and Restriction of Chemicals) entrato in vigore nella Comunità Europea il 1° Giugno 2007 e successivi aggiornamenti, dichiariamo che tutti i prodotti da noi forniti non contengono le sostanze incluse nell'elenco delle sostanze pericolose (SVHC).

In accordance with the Regulation 1907/2006 REACH (Regulation on Registration, Evaluation, Authorisation and Restriction of Chemicals) entered into force in the European Community on 1st June 2007 and subsequent updates, we declare that all the products we supply do not contain substances included in the list of hazardous substances (SVHC).

Ravani si riserva il diritto di apportare eventuali modifiche di natura tecnica ed estetica senza alcun preavviso, nell'ambito di un costante miglioramento del prodotto e del processo produttivo. *La Société Ravanise réserve le droit d'apporter desmodifications techniques et esthétiquessans obligation de préavis, en vue d'une amélioration constante du produit et du procédé de fabrication.*

- Raccordi filettati per tubo ferro per la realizzazione di impianti idrotermosanitari nell'impiantistica civile, industriale e di condizionamento.
- *Threaded fittings for iron pipe for the realization of plumbing and heating systems, in civil, industrial and conditioning installations.*

ACQUA POTABILE *POTABLE WATER* | IDRAULICA *HYDRAULIC* | ARIA *AIR* | RADIATORE *RADIATOR*

250F

RACCORDO A T FEMMINA
/ FEMALE TEE

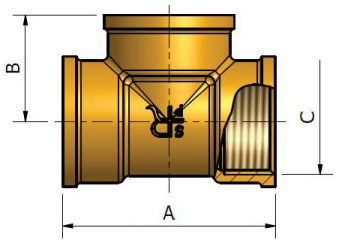

MISURA / SIZE	A	B	C
1/4" x 1/4" x 1/4"	42	21	G 1/4"
3/8" x 3/8" x 3/8"	40	20	G 3/8"
1/2" x 1/2" x 1/2"	46	23	G 1/2"
3/4" x 3/4" x 3/4"	54	27	G 3/4"
1" x 1" x 1"	70	35	G 1"
1 1/4" x 1 1/4" x 1 1/4"	83	41.5	G 1 1/4"
1 1/2" x 1 1/2" x 1 1/2"	92	46	G 1 1/2"
2" x 2" x 2"	112	56	G 2"

250A

RACCORDO A T MASCHIO
/ MALE TEE

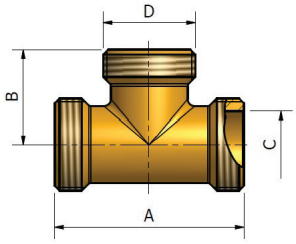

MISURA / SIZE	A	B	C	D
1/8" x 1/8" x 1/8"	35	17.5	5	G 1/8"
1/4" x 1/4" x 1/4"	35	17.5	8.5	G 1/4"
3/8" x 3/8" x 3/8"	41	20.5	10.2	G 3/8"
1/2" x 1/2" x 1/2"	45	22.5	14.2	G 1/2"
3/4" x 3/4" x 3/4"	54	27	19	G 3/4"
1" x 1" x 1"	66	33	25.8	G 1"
1 1/4" x 1 1/4" x 1 1/4"	84	42	34	G 1 1/4"
1 1/2" x 1 1/2" x 1 1/2"	96	48	40	G 1 1/2"
2" x 2" x 2"	116	58	51	G 2"

253 F

RACCORDO A T FEMMINA RIDOTTO
/ REDUCING FEMALE TEE UNION

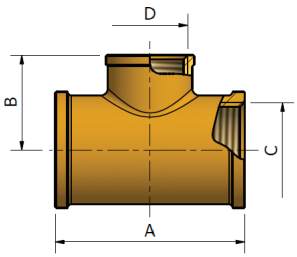

MISURA / SIZE	A	B	C	D
3/4" x 1/2" x 3/4"	52	26	G 3/4"	G 1/2"
1" x 1/2" x 1"	61	31	G 1"	G 1/2"
1" x 3/4" x 1"	62	31.5	G 1"	G 3/4"

255

RACCORDO A T MASCHIO
/ MALE TEE UNION

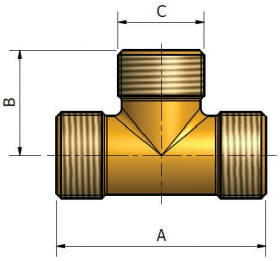

MISURA / SIZE	A	B	C
1/2"x 1/2" x 1/2"	51	25.5	G 1/2"
3/4" x 3/4" x 3/4"	64	32	G 3/4"
1" x 1" x 1"	73	36.5	G 1"

260F

CURVA FEMMINA / FEMMINA
/ FEMALE /FEMALE ELBOW

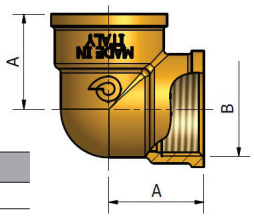

MISURA / SIZE	A	B
1/4" x 1/4"	19	G 1/4"
3/8 x 3/8"	20	G 3/8"
1/2 x 1/2"	23	G 1/2"
3/4 x 3/4"	27	G 3/4"
1" x 1"	35	G 1"
1 1/4" x 1 1/4"	44	G 1 1/4"
1 1/2" x 1 1/2"	46	G 1 1/2"
2" x 2"	56	G 2"

260A

CURVA MASCHIO / MASCHIO
/ MALE / MALE ELBOW

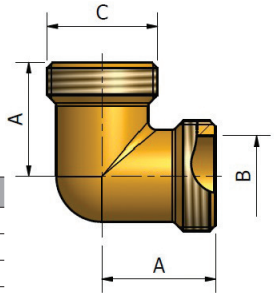

MISURA / SIZE	A	B	C
1/8" x 1/8"	17	6	G 1/8"
1/4" x 1/4"	17.5	8.5	G 1/4"
3/8" x 3/8"	20.5	10.2	G 3/8"
1/2"x 1/2"	22.5	14.2	G 1/2"
3/4" x 3/4"	27	19	G 3/4"
1" x 1"	33	25.8	G 1"
1 1/4" x 1 1/4"	45	34	G 1 1/4"
1 1/2" x 1 1/2"	48	40	G 1 1/2"
2" x 2"	58	51	G 2"

ACQUA POTABILE *POTABLE WATER* | IDRAULICA *HYDRAULIC* | ARIA *AIR* | RADIATORE *RADIATOR*

- Raccordi filettati per tubo ferro per la realizzazione di impianti idrotermosanitari nell'impiantistica civile, industriale e di condizionamento.
- *Threaded fittings for iron pipe for the realization of plumbing and heating systems, in civil, industrial and conditioning installations.*

270F

MANICOTTO FEMMINA/FEMMINA
/ FEMALE/FEMALE SOCKET

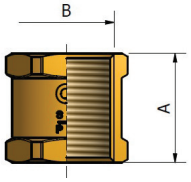

MISURA / SIZE	A	B
1/4"	18	G 1/4"
3/8"	25	G 3/8"
1/2"	28	G 1/2"
3/4"	31	G 3/4"
1"	32	G 1"
1 1/4"	40	G 1 1/4"
1 1/2"	42	G 1 1/2"
2"	46	G 2"

270A

NIPPLO MASCHIO/MASCHIO
/ MALE/MALE NIPPLE

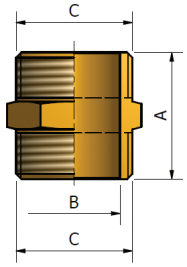

MISURA / SIZE	A	B	C
3/8" x 3/8"	20	10	G 3/8"
1/2" x 1/2"	23	14	G 1/2"
1/2" x 1/2"	27	14	G 1/2"
3/4" x 3/4"	25	19	G 3/4"
3/4" x 3/4"	30	19	G 3/4"
1" x 1"	36	26	G 1"
1 1/4" x 1 1/4"	40	33	G 1 1/4"
1 1/2" x 1 1/2"	43	39	G 1 1/2"
2" x 2"	48	51	G 2"

262A

CURVA FEMMINA/MASCHIO
/ FEMALE/MALE ELBOW

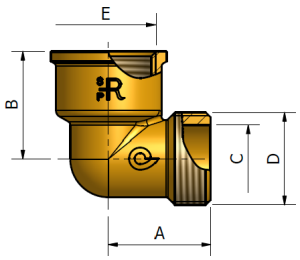

MISURA / SIZE	A	B	C	D	E
1/4" x 1/4"	21	19	8.5	G 1/4"	G 1/4"
3/8" x 3/8"	23	23	10.2	G 3/8"	G 3/8"
1/2" x 1/2"	27	26.5	14.2	G 1/2"	G 1/2"
3/4" x 3/4"	29	30.5	19	G 3/4"	G 3/4"
1" x 1"	36	36	25.8	G 1"	G 1"
1 1/4" x 1 1/4"	45	44	34	G 1 1/4"	G 1 1/4"
1 1/2" x 1 1/2"	48	46	40	G 1 1/2"	G 1 1/2"
2" x 2"	58	56	51	G 2"	G 2"

262B

CURVA RIDOTTA FEMMINA/MASCHIO
/ FEMALE/MALE REDUCING ELBOW

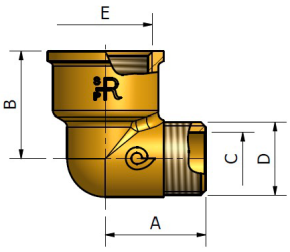

MISURA / SIZE	A	B	C	D	E
1/2" F x 3/8" M	22.5	24	10.2	G 3/8"	G 1/2"
3/4" F x 1/2" M	28.5	28.5	14.5	G 1/2"	G 3/4"

264F

CURVA FEMMINA/FEMMINA
CON ATTACCO A MURO
/ WALL PLATE
FEMALE/FEMALE ELBOW

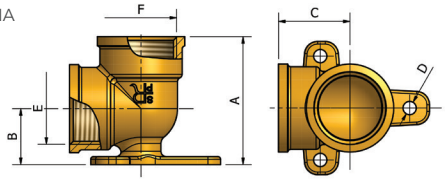

MISURA / SIZE	A	B	C	D	E	F
1/2"x 1/2"	39	17	22	5.1	G 1/2"	G 1/2"

266

CURVA MASCHIO/MASCHIO
CON FLANGIA
/ MALE/MALE ELBOW
WITH FLANGE

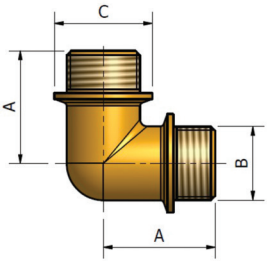

MISURA / SIZE	A	B	C
1/2" x 1/2"	32	G 1/2"	28
3/4" x 3/4"	-	G 3/4"	-
1" x 1"	43	G 1"	38

- Raccordi filettati per tubo ferro per la realizzazione di impianti idrotermosanitari nell'impiantistica civile, industriale e di condizionamento.
- *Threaded fittings for iron pipe for the realization of plumbing and heating systems, in civil, industrial and conditioning installations.*

ACQUA POTABILE *POTABLE WATER* | IDRAULICA *HYDRAULIC* | ARIA *AIR* | RADIATORE *RADIATOR*

267

CURVA FEMMINA/MASCHIO CON FLANGIA
/ FEMALE/MALE ELBOW WITH FLANGE

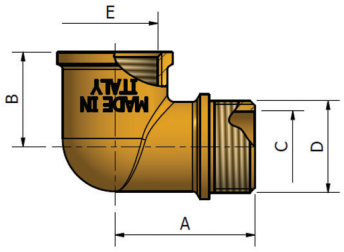

MISURA / SIZE	A	B	C	D	E
1/2" x 1/2"	33	23	15	G 1/2"	G 1/2"
3/4" x 3/4"	40	27	20	G 3/4"	G 3/4"
1" x 1"	50	35	26	G 1"	G 1"

268

CURVA MASCHIO/MASCHIO
/ MALE/MALE ELBOW

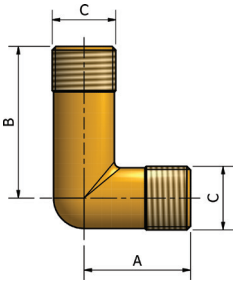

MISURA / SIZE	A	B	C
1/2" x 1/2"	30,3	42,8	G 1/2"

275ST

RACCORDO PER CASSONE SENZA TAPPO
/ FITTING FOR BIN WITHOUT CAP

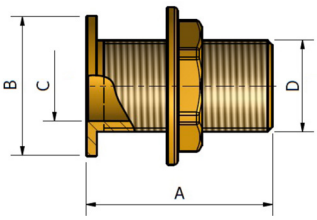

MISURA / SIZE	A	B	C	D
1/2"	46.5	34.5	15.9	G 1/2"
3/4"	53	42	21	G 3/4"
1"	54.7	49.2	28	G1"
1 1/4"	58	54.4	36.2	G 1 1/4"
1 1/2"	46.5	60	40	G 1 1/2"
2"	49.5	70.5	52.6	G 2"

275

RACCORDO PER CASSONE CON TAPPO
/ FITTING FOR BIN WITH CAP

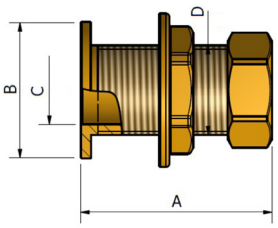

MISURA / SIZE	A	B	C	D
1/2"	50.5	34.5	15.9	G 1/2"
3/4"	57	42	21	G 3/4"
1"	58	49.2	28	G1"

276

TAPPO MASCHIO CON FLANGIA
/ MALE PLUG WITH FLANGE

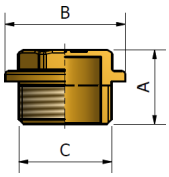

MISURA / SIZE	A	B	C
1/2"	18	25	G 1/2"
3/4"	21	34	G 3/4"
1"	23	40	G 1"
1 1/4"	24.5	49	G 1 1/4"
1 1/2"	-	-	G 1 1/2"
2"	31	67	G 2"

285

RIDUZIONE MASCHIO/FEMMINA CON FLANGIA
/ MALE/FEMALE REDUCTION WITH FLANGE

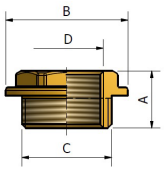

MISURA / SIZE	A	B	C	D
3/4" M x 1/2" F	18.5	34	G 3/4"	G 1/2"
1" M x 1/2" F	21,5	40	G 1"	G 1/2"
1" M x 3/4" F	21	40	G 1"	G 3/4"
1 1/4" M x 1/2" F	25	49	G 1 1/4"	G 1/2"
1 1/4" M x 3/4" F	24.5	49	G 1 1/4"	G 3/4"
1 1/4" M x 1" F	24.5	49	G 1 1/4"	G 1"

ACQUA POTABILE *POTABLE WATER* | IDRAULICA *HYDRAULIC* | ARIA *AIR* | RADIATORE *RADIATOR*

- Raccordi filettati per tubo ferro per la realizzazione di impianti idrotermosanitari nell'impiantistica civile, industriale e di condizionamento.
- *Threaded fittings for iron pipe for the realization of plumbing and heating systems, in civil, industrial and conditioning installations.*

286

TAPPO MASCHIO
MALE PLUG

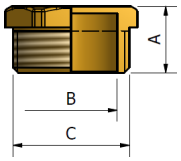

MISURA / SIZE	A	B	C
3/8"	13.5	11	G 3/8"
1/2"	15	15	G 1/2"
3/4"	17	20	G 3/4"
1"	19	26	G 1"
1 1/4"	22	34	G 1 1/4"
1 1/4"	25	40	G 1 1/4"
2"	29	50	G 2"

288

TAPPO FEMMINA
FEMALE PLUG

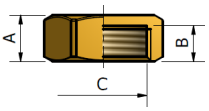

MISURA / SIZE	A	B	C
1/4"	11	9.5	G 1/4"
3/8"	10.5	9	G 3/8"
1/2"	12.7	9.5	G 1/2"
3/4"	12.5	9.5	G 3/4"
1"	14	11	G 1"
1 1/4"	16	13.5	G 1 1/4"
1 1/2"	19	16	G 1 1/2"
2"	20	16.5	G 2"

287

RIDUZIONE MASCHIO/FEMMINA
/ MALE/FEMALE REDUCTION

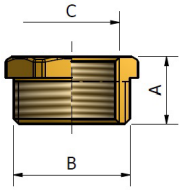

MISURA / SIZE	A	B	C
1/2" M x 1/8" F	14	G 1/4 "	G 1/8"
3/8" M x 1/4" F	14	G 3/8"	G 1/4"
1/2" M x 1/8" F	16	G 1/2"	G 1/8"
1/2" M x 1/4" F	16	G 1/2"	G 1/4"
1/2" M x 3/8" F	16	G 1/2"	G 3/8"
3/4" M x 3/8" F	17	G 3/4"	G 3/8"
3/4" M x 1/2" F	17	G 3/4"	G 1/2"
1" M x 3/8" F	19	G 1"	G 3/8"
1" M x 1/2" F	19	G 1"	G 1/2"
1" M x 3/4" F	19	G 1"	G 3/4"
1 1/4" M x 1/2"F	22	G 1 1/4"	G 1/2"
1 1/4" M x 3/4"F	22	G 1 1/4"	G 3/4"
1 1/4" M x 1"F	22	G 1 1/4"	G 1"
1 1/2" M x 3/4"F	25	G 1 1/2"	G 3/4
1 1/2" M x 1 "F	25	G 1 1/2"	G 1"
1 1/2" M x 1 1/4" F	25	G 1 1/2"	G 1 1/4"
2" M x 1" F	27	G 2"	G 1"
2" M x 1 1/4" F	-	G 2"	G 1 1/4"
2" M x 1 1/2" F	29	G 2"	G 1 1/2"

291

RIDUZIONE MASCHIO/MASCHIO
/ MALE/MALE REDUCTION

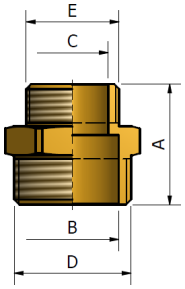

MISURA / SIZE	A	B	C	D	E
1/4" x 1/8"	20.5	8	5	G 1/4"	G 1/8"
3/8" x 1/4"	21.5	11	8	G 3/8"	G 1/4"
1/2" x 3/8"	25	15	10	G 1/2"	G 3/8"
3/4" x 1/2"	29	20	15	G 3/4"	G 1/2"
1" x 1/2"	32	25	15.3	G1"	G 1/2"
1" x 3/4"	34	26	20	G1"	G 3/4"
1 1/4" x 1/2"	34.5	33	14	G 1 1/4"	G 1/2"
1 1/4" x 3/4"	35	33	20	G 1 1/4"	G 3/4"
1 1/4" x 1"	38	33	26	G 1 1/4"	G 1"
1 1/2" x 3/4"	39	39	20	G 1 1/2"	G 3/4
1 1/2" x 1"	40	39	25	G 1 1/2"	G 1"
1 1/2" x 11/4"	42	39	33	G 1 1/2"	G 1 1/4"
2"x 1"	43	48	25	G 2"	G 1"
2"x 11/4"	44	48	33	G 2"	G 1 1/4"
2"x 11/2"	46	50	39	G 2"	G 1 1/2"

- Raccordi filettati per tubo ferro per la realizzazione di impianti idrotermosanitari nell'impiantistica civile, industriale e di condizionamento.
- *Threaded fittings for iron pipe for the realization of plumbing and heating systems, in civil, industrial and conditioning installations.*

ACQUA POTABILE *POTABLE WATER* | IDRAULICA *HYDRAULIC* | ARIA *AIR* | RADIATORE *RADIATOR*

292

PROLUNGA FEMMINA/MASCHIO
/ EXTENSION FEMALE/MALE

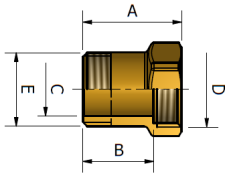

MISURA / SIZE	A	B	C	D	E
1/2" - 10	18	10	15	G 1/2"	G 1/2"
1/2" - 15	23	15	15	G 1/2"	G 1/2"
1/2" - 20	28	20	15	G 1/2"	G 1/2"
1/2" - 25	33	25	15	G 1/2"	G 1/2"
1/2" - 30	38	30	15	G 1/2"	G 1/2"

293

GHIERA CON FLANGIA
/ FLANGED BACKNUT

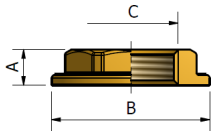

MISURA / SIZE	A	B	C
3/8"	8.5	30.5	G 3/8"
1/2"	9	34.5	G 1/2"
3/4"	9.5	44.5	G 3/4"
1"	10	48	G1"

294

RIDUZIONE FEMMINA/FEMMINA
/ REDUCTION FEMALE/FEMALE

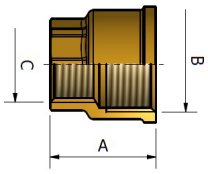

MISURA / SIZE	A	B	C
1/2" x 3/8"	22	G 1/2	G 3/8"
3/4" x 1/2"	30	G 3/4	G 1/2"
1" x 1/2"	32	G 1"	G 1/2"
1" x 3/4"	38	G 1"	G 3/4"
1 1/4" x 1/2"	47	G 1 1/4"	G 1/2"
1 1/4" x 3/4"	47	G 1 1/4"	G 3/4"
1 1/4" x 1"	40	G 1 1/4"	G 1"
1 1/2" x 1"	45	G 1 1/2"	G 1"
1 1/2" x 11/4"	47	G 1 1/2"	G 1 1/4"

295

RIDUZIONE FEMMINA/MASCHIO
/ FEMALE/MALE REDUCTION

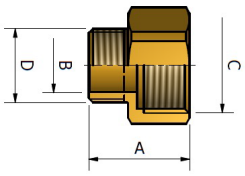

MISURA / SIZE	A	B	C	D
1/2" F x 1/4" M	22	8	G 1/2"	G 1/4"
1/2" F x 3/8" M	25	10	G 1/2"	G 3/8"
3/4" F x 1/2" M	28.5	15	G 3/4"	G 1/2"
1" F x 1/2" M	32.5	15	G 1"	G 1/2"
1" F x 3/4" M	32.5	20	G 1"	G 3/4"
11/4" F x 1/2" M	42	15	G 1 1/4"	G 1/2"
11/4" F x 3/4" M	41.5	20	G 1 1/4"	G 3/4"
11/4" F x 1" M	43	25	G 1 1/4"	G 1"
11/2" F x 1" M	44	25	G 1 1/2"	G 1"
11/2" F x 11/4" M	44	33	G 1 1/2"	G 1 1/4"

ACQUA POTABILE *POTABLE WATER* | IDRAULICA *HYDRAULIC* | ARIA *AIR* | RADIATORE *RADIATOR*

- Raccordi filettati per tubo ferro per la realizzazione di impianti idrotermosanitari nell'impiantistica civile, industriale e di condizionamento.
- *Threaded fittings for iron pipe for the realization of plumbing and heating systems, in civil, industrial and conditioning installations.*

935

RACCORDO A T RIDOTTO
FEMMINA / MASCHIO - MASCHIO
FEMALE/MALE/MALE REDUCTION TEE

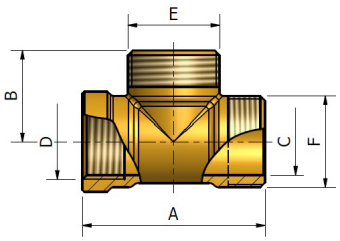

MISURA / SIZE	A	B	C	D	E	F
1/2" x 3/4" x 3/4"	52	26	19	G 1/2"	G 3/4"	G 3/4"

950

RACCORDO A T RIDOTTO
MASCHIO / FEMMINA / MASCHIO
MALE/FEMALE/MALE REDUCTION TEE

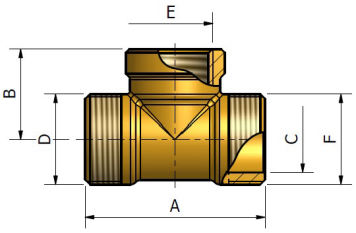

MISURA / SIZE	A	B	C	D	E	F
3/4" x 1/2" x 3/4"	52	26	19	G 3/4"	G 1/2"	G 3/4"

175

DADO
/ NUT

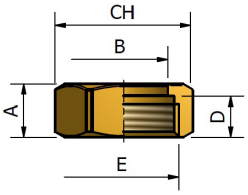

MISURA / SIZE	A	B	CH	D	E
1/2"	11,5	17,3	23	9,5	G 1/2"
5/8"	12,5	17,3	27	9,5	G 5/8"
3/4"	13	21,5	30	10	G 3/4"
1"	14	27	37	11	G 1"
1 1/4""	16	34	46	12,5	G 1 1/4"
1 1/2"	19	42,2	52	15	G 1 1/2"

174

DADO
NUT

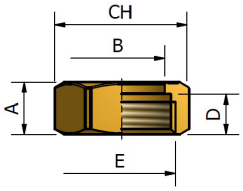

MISURA / SIZE	A	B	CH	D	E
3/8" - 10	10,5	10,3	19	8,5	G 3/8"
3/8" - 12	10,5	12,3	19	8,5	G 3/8"
1/2" - 10	11	10,3	23	9	G 1/2"
1/2" - 12	11,5	12,3	23	9,5	G 1/2"
1/2" - 14	11,5	14,3	23	9,5	G 1/2"
1/2" - 16	11,5	16,3	23	9,5	G 1/2"
3/4" - 14	13	14,3	29	10	G 3/4"
3/4" - 16	13	16,3	29	10	G 3/4"
3/4" - 18	13	18,3	29	10	G 3/4"
3/4" - 20	13	20,3	29	10	G 3/4"
3/4" - 22	13	22,3	29	10	G 3/4"

172P

CODULO PIATTO
/ FLAT TAIL

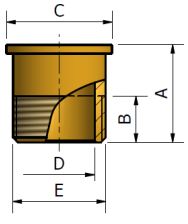

FILETTO / THREADED	A	B	C	D	E
1/2"	25.5	12	23.8	16	G 1/2"
3/4"	28	13	29.8	20	G 3/4"
1"	32	15.5	38	25.5	G 1"
1 1/4""	36	16	45	34	G 1 ¼"

RACCORDI FILETTATI CON DADO PRIGIONIERO
THREADED FITTINGS WITH SWIVEL NUT

- Raccordi filettati per tubo ferro per la realizzazione di impianti idrotermosanitari nell'impiantistica civile, industriale e di condizionamento.
- *Threaded fittings for iron pipe for the realization of plumbing and heating systems, in civil, industrial and conditioning installations.*

ACQUA POTABILE *POTABLE WATER* | IDRAULICA *HYDRAULIC* | ARIA *AIR* | RADIATORE *RADIATOR*

750

RACCORDO A T MASCHIO
MALE TEE

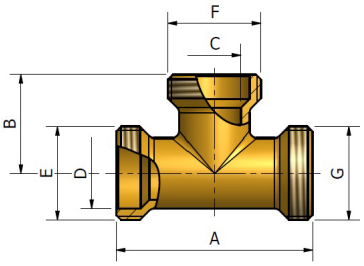

MISURA / SIZE	A	B	C	D	E	F	G
3/4"	56	28	15	20	G 3/4"	G 3/4"	G 3/4"

755

RACCORDO A T
DADO / MASCHIO / DADO
TEE NUT / MALE / NUT

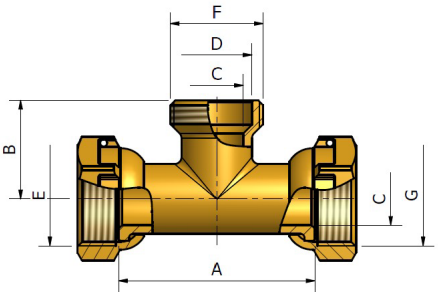

MISURA / SIZE	A	B	C	D	E	F	G
3/4"	56	28	15	20	G 3/4"	G 3/4"	G 3/4"

754

RACCORDO A T
MASCHIO / DADO / MASCHIO
TEE MALE / NUT / MALE

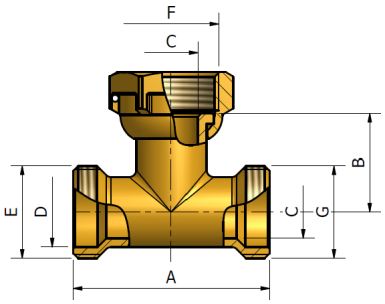

MISURA / SIZE	A	B	C	D	E	F	G
3/4"	56	28	15	20	G 3/4"	G 3/4"	G 3/4"

752

RACCORDO A T
MASCHIO /FEMMINA / DADC
TEE MALE / FEMALE / NUT

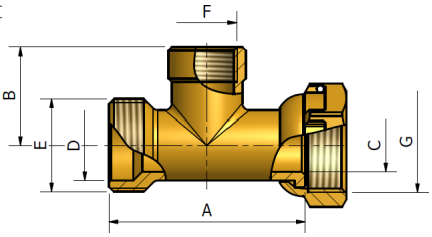

MISURA / SIZE	A	B	C	D	E	F	G
3/4" x 3/8" x 3/4"	56	28	15	20	G 3/4"	G 3/8"	G 3/4"

751

RACCORDO A T
MASCHIO / MASCHIO / DADO
TEE MALE / MALE / NUT

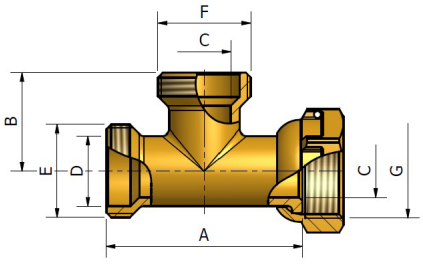

MISURA / SIZE	A	B	C	D	E	F	G
3/4"	56	28	15	20	G 3/4"	G 3/4"	G 3/4"

756

RACCORDO A T
MASCHIO /DADO / DADO
TEE MALE / NUT / NUT

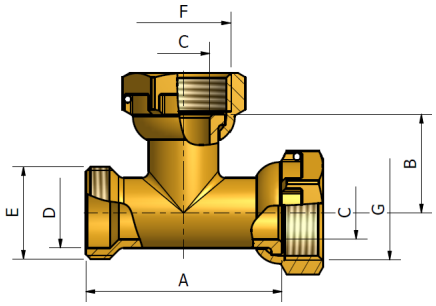

MISURA / SIZE	A	B	C	D	E	F	G
3/4"	56	28	15	20	G 3/4"	G 3/4"	G 3/4"

RACCORDI FILETTATI CON DADO PRIGIONIERO
THREADED FITTINGS WITH SWIVEL NUT

ACQUA POTABILE *POTABLE WATER* | IDRAULICA *HYDRAULIC* | ARIA *AIR* | RADIATORE *RADIATOR*

- Raccordi filettati per tubo ferro per la realizzazione di impianti idrotermosanitari nell'impiantistica civile, industriale e di condizionamento.
- *Threaded fittings for iron pipe for the realization of plumbing and heating systems, in civil, industrial and conditioning installations.*

753

RACCORDO A T
FEMMINA / MASCHIO / DADO
TEE FEMALE / MALE / NUT

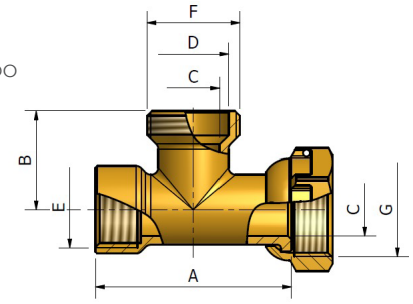

MISURA / SIZE	A	B	C	D	E	F	G
1/2" x 3/4" x 3/4"	56	28	15	20	G 1/2"	G 3/4"	G 3/4"

757

RACCORDO A T
FEMMINA / DADO / DADO
TEE FEMALE / NUT / NUT

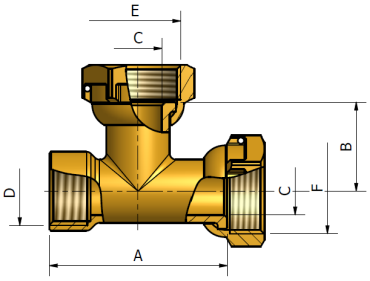

MISURA / SIZE	A	B	C	D	E	F
1/2" x 3/4" x 3/4"	56	28	15	G 1/2"	G 3/4"	G 3/4"

761

CURVA DADO / DADO
ELBOW NUT / NUT

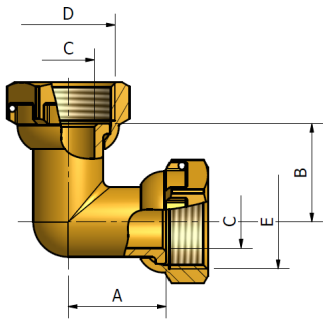

MISURA / SIZE	A	B	C	D	E
1/2" x 1/2"	24	24	12	G 1/2"	G 1/2"
3/4" x 3/4"	28	28	15	G 3/4"	G 3/4"

762

CURVA MASCHIO / DADO
ELBOW MALE / NUT

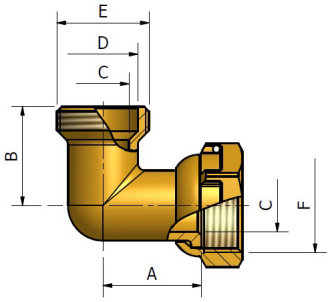

MISURA / SIZE	A	B	C	D	E	F
1/2" x 1/2"	24	24	12	15	G 1/2"	G 1/2"
1/2" x 3/4"	28	28	15	-	G 1/2"	G 3/4"
1/2" x 3/4"	28	28	15	20	G 3/4"	G 3/4"

770

RACCORDO DIRITTO DADO / DADO
STRAIGHT UNION NUT / NUT

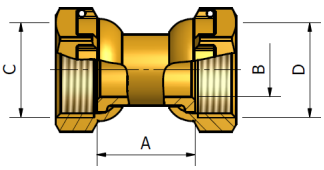

MISURA / SIZE	A	B	C	D
1/2" x 1/2"	24	12	G 1/2"	G 1/2"
3/4" x 3/4"	28	15	G 3/4"	G 3/4"
1" x 1"	28	20	G 1"	G 1"
1" x 3/4"	29	15	G 3/4"	G 1"

771

RACCORDO DIRITTO
MASCHIO / DADO
STRAIGHT UNION
MALE / NUT

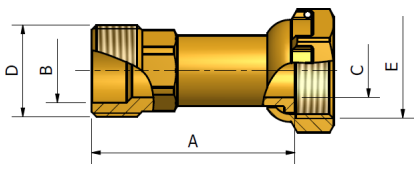

MISURA / SIZE	A	B	C	D	E
1/2" x 1/2"	30	15	12	G 1/2"	G 1/2"
3/4" x 3/4"	58	18	15	G 3/4"	G 3/4"

- Raccordi filettati per tubo ferro per la realizzazione di impianti idrotermosanitari nell'impiantistica civile, industriale e di condizionamento.
- *Threaded fittings for iron pipe for the realization of plumbing and heating systems, in civil, industrial and conditioning installations.*

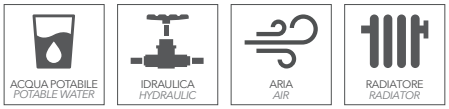

ISTRUZIONI PER L'INSTALLAZIONE

È buona norma:

- Verificare l'integrità dell'imballo e dei prodotti prima di procedere all'installazione al fine di evitare spiacevoli inconvenienti una volta installato il prodotto; in particolare si consiglia di verificare la presenza e l'integrità delle guarnizioni di tenuta che devono essere in buono stato, cioè, prive di lesioni che potrebbero comprometterne la funzionalità;
- Utilizzare idonee attrezzature al fine di evitare il danneggiamento dei raccordi;
- Tagliare il tubo perpendicolarmente al suo asse con utensili idonei avendo l'accortezza di eliminare trucioli e/o bave residue;
- Prestare attenzione alla qualità e quantità del materiale utilizzato come elemento sigillante ed alla coppia di chiusura applicata al raccordo perché potrebbero causare perdite immediate o riscontrabili dopo la messa in servizio dell'impianto;
- Applicare sui filetti del raccordo idonei materiali sigillanti compatibili con il materiale del raccordo e con il campo di applicazione dell'impianto in conformità alle normative vigenti;
- Avvitare a mano il raccordo sul componente prestando attenzione al corretto accoppiamento che deve risultare in asse e non deve presentare anomalie;
- Avvitare a fondo il raccordo con idonea attrezzatura avendo cura di non danneggiarlo in modo da ottenere una adeguata tenuta;
- Eseguire test di tenuta in conformità alle normative vigenti per il campo di applicazione dell'impianto.

Attenzione:

- Prestare attenzione alla combinazione di materiali diversi, un abbinamento sbagliato potrebbe innescare principi di corrosione.
- Per raccordi filettati con dado prigioniero, la coppia max. da applicare per la chiusura è pari a 30 Nm.

INSTALLATION INSTRUCTIONS

It is advisable to:

- Check the integrity of the package and products before installation in order to avoid problems once the product is installed; in particular it is recommended to verify the presence and integrity of the seals which must be in good condition, i.e. with no injuries that could compromise its functionality;
- Use suitable tools in order to avoid damaging the fittings;
- Cut the pipe perpendicular to its axis with appropriate tools making sure to remove chips and/or residual burrs;
- Pay attention to the quality and quantity of the material used as a sealing element and the closing torque applied to the fitting, because they might cause immediate losses or losses found after the commissioning of the system;
- Apply to the threads of the fitting suitable sealant materials compatible with the material of the fitting and with the field of application of the system in accordance with current regulations;
- Screw in the fitting on the component paying attention to the correct coupling that must be aligned and must not show abnormalities;
- Tighten the fitting with a suitable tool, taking care not to damage it in order to obtain an adequate seal;
- Perform sealing tests in accordance with standards set for the scope of the system.

Pay attention:

- Pay attention to the combination of different materials, a mismatch could trigger principles of corrosion.
- For the threaded fittings with swivel nut the maximum couple to be applied for the closure is equal to 30 Nm.

COMISA S.p.A. | Via Neziole, 27 | 25055 | PISOGNE (BS) Italy

COMISA

WWW.COMISA.IT